























# Auto

Extract fans

- Motion sensor

Lineup	Maximum airflow, m <sup>3</sup> /h	Motion sensor	Pull cord	Humidity sensor	Timer	Number of speeds
 Auto 100	98	✗	✗	✗	✗	1
 Auto 100 S	98	✗	✓	✗	✗	1
 Auto 100 T	98	✗	✗	✗	Turn off timer	1
 Auto 100 ST	98	✗	✓	✗	Turn off timer	1
 Auto 100 H	98	✗	✗	✓	Turn off timer	1
 Auto 100 SH	98	✗	✓	✓	Turn off timer	1
 Auto 100 IR	98	✓	✗	✗	✗	1

 Auto 125	185	×	×	×	×	1
 Auto 125 S	185	×	✓	×	×	1
 Auto 125 T	185	×	×	×	Turn off timer	1
 Auto 125 ST	185	×	✓	×	Turn off timer	1
 Auto 125 H	185	×	×	✓	Turn off timer	1
 Auto 125 SH	185	×	✓	✓	Turn off timer	1
 Auto 125 IR	185	✓	×	×	×	1
 Auto 150	295	×	×	×	×	1
 Auto 150 S	295	×	✓	×	×	1
 Auto 150 T	295	×	×	×	Turn off timer	1
 Auto 150 ST	295	×	✓	×	Turn off timer	1
 Auto 150 H	295	×	×	✓	Turn off timer	1
 Auto 150 SH	295	×	✓	✓	Turn off timer	1

 Auto 150 IR	295	✓	✗	✗	✗	1
---	-----	---	---	---	---	---