







Qubit-E 35/60

High-pressure extract centrifugal Qubit fans for air duct systems of high durability

- Impeller type: Centrifugal impeller with forward curved blades
- Motion sensor

Lineup	Motion sensor	Humidity sensor	Timer	Number of speeds
 Qubit-E 35/60	✗	✗	✗	2
 Qubit-E 35/60 T	✗	✗	Turn on timer, Turn off timer, Internal timer	2
 Qubit-E 35/60 TH	✗	✓	Turn on timer, Turn off timer, Internal timer	2
 Qubit-E 35/60 TP	✓	✗	Turn on timer, Turn off timer, Internal timer	2